

Supplemental Information

A series of detailed financial statements for the General Fund and the Administration & Support is attached for your review. This detail is provided to supplement the Annual Strategic Planning Budget.

General Fund Revenues

The General Fund's primary revenue source is member dues – accounting for 92% of total revenue. Fee revenues consisting of Multi Jurisdictional Practice, Limited Law Practice and Law Corporation fees account for another 4%. Attachment 1 is a summary description of the revenues and the amounts we expect to receive in 2010. Attachment 2 is a history of revenue growth since 2007. You can see the annual percentage growth at the bottom of page 2.

General Fund Expenditures

Attachment 3 is a schedule of General Fund 2010 Budgeted Expense by Cost Category. Salary and benefits are 61% of the total cost. Indirect costs account for 28%. All other expense categories comprise the remaining 11%. Attachment 4 is a history of General Fund expenses since 2007 broken down in more detail. You will see significant variances in some of the cost categories, notably, Occupancy, Indirect Costs, and Other Expenditures. This is due to two changes we made in the 2010 budget presentation. Occupancy costs are now allocated through our indirect cost plan so you will see a significant drop in Occupancy costs and a corresponding increase in Indirect Costs. The budget for Other Expenditures has increased due to a change we made in recording executive staff retiree medical premiums. These were previously recorded under the Salary and Benefits category.

I have prepared Attachment 5 to give you another perspective of the General Fund's expenses. This schedule allocates the cost categories to each General Fund Department. Annual percentage increases by each department are shown on page 4.

Support & Administration Fund

The costs of the Bar's indirect service departments – Finance, General Counsel, Information Technology, Human Resources, and Operations are accounted for in the Support & Administration fund. These costs are allocated to each department through an indirect cost methodology. The General Fund portion of indirect costs accounts for 28% of its total expenditures. Therefore, it is important to keep this in mind when any form of cost reduction to the General Fund is contemplated. If indirect costs are not reduced proportionately to cost reductions in the General Fund, the indirect cost expense

previously charged to the General Fund will be spread across the other Bar funds. As with the General Fund, I am including detailed information for this fund to assist in developing options for balancing the General Fund.

Attachment 6 is the 2010 budgeted expense by cost category in the S&A Fund. Attachment 7 provides detailed historical information broken down in more detail and Attachment 8 shows the costs broken down by department. A series of pie charts are also attached to provide a graphic view of the General Fund's expenses and revenues.

General Fund Revenue Summary

Revenue Description	2010 Revenue Forecast	% of Total Revenue
Member Dues	<u>59,117,097</u>	<u>92%</u>
Fees:		
Multi Jurisdictional Practice Fees	275,060	
Law Corporations and Limited Liability Partnerships	1,281,866	
MCLE Self Study & Compliance Fees	749,197	
Certification Processing Fee	215,000	
Others	<u>113,329</u>	
Total Fees	<u>2,634,452</u>	<u>4%</u>
Interest Income	<u>821,237</u>	<u>1%</u>
Interfund Transfer from Affinity Insurance Sponsorship	<u>500,000</u>	<u>1%</u>
Other Revenues		
Standard Insurance Marketing Revenue (CalBar Jrnl)	366,114	
Miscellaneous Revenue	<u>491,122</u>	
Total Other Revenues	<u>857,236</u>	<u>1%</u>
Total General Fund Revenues	<u><u>63,930,022</u></u>	<u><u>100%</u></u>

General Fund Revenue History Detail

Description	2010 Budget	2009 Actual	2008 Actual	2007 Actual
General Fund				
Member Dues				
30110 Mandatory Membership Dues	57,485,842	56,636,298	55,356,722	54,130,655
30130 Penalties-Current Year	1,300,103	1,263,045	1,250,099	1,175,885
30140 Penalties-Prior Years	60,347	87,391	58,026	75,925
30150 Prior Years Member Fee	270,805	575,272	260,390	515,248
Total Member Dues	59,117,097	58,562,006	56,925,237	55,897,713
Fees				
30510 MJP Annual Renewal Fees	223,560	330,544	308,510	286,828
30520 MJP Applic Fees-inhouse/leg se	0	431	-430	-6,822
30530 MJP Applic. Fees-In House Atty	49,500	59,355	94,319	50,096
33010 Specialist Fees	2,000	0	0	0
34010 Registration as a Law Corp.	96,008	124,875	0	0
34020 Late Fee-Law Corp.	142,687	106,725	0	0
34030 Annual Report-Law Corp.	489,531	487,425	0	0
34040 Special Reports-Law Corp.	521	685	0	0
35610 LLP Registration	55,458	53,050	0	0
35620 LLP Renewal	497,661	455,145	0	0
35710 MCLE Self Study Test	314,197	339,337	349,108	337,433
35750 Member Credit Req.	8,700	8,420	8,926	8,300
35760 Ex/Mod. Application Fees	3,229	2,900	3,105	1,675
35770 Late Compliance Fees	435,000	359,306	457,642	456,158
35780 Reentry Fee	56,524	47,000	54,350	51,973
38160 Law Office Study Report	0	0	-5,498	348
38510 CTA School	0	0	100	200
38520 Ethics School Class Fees	44,876	45,950	43,150	46,355
39220 Proc. Fee-Certification	215,000	213,070	206,962	187,783
39240 Proc. Fee-Oath Cards	0	4,735	3,225	6,943
Total Fees	2,634,452	2,638,952	1,523,469	1,427,270
Grants				
36010 Grant Revenue - EAF	0	9,500	0	0
Total Grants	0	9,500	0	0
Interest Income				
34510 Investment Income	737,991	937,091	1,475,982	2,197,482
34520 Unrealized Gain/Loss on Invest	83,246	-543,311	166,493	386,550
39590 Certificate Revenue	0	0	0	0
Total Interest Income	821,237	393,780	1,642,475	2,584,032
Interfund Transfers				
39600.18 Transfer In From A&I Fund	500,000	0	0	0
Total Interfund Transfers	500,000	0	0	0

General Fund Revenue History Detail

Description	2010 Budget	2009 Actual	2008 Actual	2007 Actual
Other Revenues				
35010 Commercial Exhibits	0	0	0	0
35020 Sponsorship	468	0	450	0
36020 Corporate Sponsorship Revenue	2,704	0	2,600	7,000
36510 Standard Ins Co-Mktg Revenue	366,114	751,465	823,460	957,439
36520 Advertising Reserve	0	0	27,719	0
36530 Subscription	0	335	864	768
36540 Classified Advertising Revenue	46,491	74,356	90,545	135,815
36550 Internet Adv. Revenue	2,925	0	3,250	0
37010 Seminar and Workshop Revenue	64,055	7,690	61,591	7,967
38300 All Other Miscellaneous	173,917	151,779	167,488	184,405
38310 Subs. renewal-nontaxable	15,375	16,738	36,123	18,815
38700 Fee Arbitration Revenues	45,500	26,891	52,181	43,518
38800 Outside Label Revenue	53,000	41,332	80,210	30,852
39510 Sales of Ethics Opinion	37,250	41,256	38,524	49,944
39520 Sales of Pamphlets	29,912	16,992	21,159	22,967
39540 Ticketed revenues	0	0	0	0
39710 Interfund Transaction-Revenue	19,525	45,890	8,549	0
Total Other Revenues	857,236	1,174,723	1,414,713	1,459,490
Total General Fund	63,930,022	62,778,962	61,505,893	61,368,504
Annual Increase in Member Dues	0.9%	2.9%	1.8%	
Annual Increase in Total Revenues	1.8%	2.1%	2.3%	

**General Fund
Budgeted Expenses by Cost Category
2010 Budget**

Cost Category Description	2010 Budget	% of Total Budget
Salary and Benefits	40,581,921	61%
Temporary Outside Help	575,050	1%
Supplies and Postage		
Postage and Stationery	606,761	
Copier Charges	239,865	
Books, Subscriptions, Publications	156,321	
Total Supplies/Postage	1,002,947	2%
Professional Services	659,388	1%
Outside Services		
Outside Printing	595,654	
Outside Services	242,616	
Outside Mailing Services	380,210	
File Retention/Delivery Services	302,296	
Other miscellaneous services	398,137	
Total Outside Services	1,918,913	3%
Occupancy Costs - Telephone/Minor Repairs	428,496	1%
Travel/Training/Catering		
Seminars and Training	105,345	
Staff Travel	447,918	
Travel - Others	52,423	
Travel - Volunteers	369,208	
Catering	216,333	
Other	43,567	
Total Travel/Training/Catering	1,234,794	2%
Miscellaneous Costs		
Contingency Set Aside	750,000	
Annual Required Contribution for Executive Health Benefit	656,308	
Other miscellaneous	59,572	
Total Miscellaneous	1,465,880	2%
Indirect Costs	18,789,397	28%
Discipline Costs reimbursement	(487,148)	-1%
Total 2010 Budget by Cost Category	66,169,638	100%

General Fund Detailed Expense History by Category and Object

Description	2010 Budget	2009 Actual	2008 Actual	2007 Actual
General Fund				
Salary and Benefits	40,581,921	40,543,736	40,280,051	36,572,564
Temporary Outside Help	575,050	479,724	711,376	1,172,433
Supplies and Postage				
41010 Books and Publications	57,126	34,576	53,476	76,417
41020 Postage	388,102	342,178	283,997	241,957
41030 Stationery and Office Supplies	218,659	164,302	195,380	203,209
41040 Subscriptions	99,195	53,207	80,627	62,226
42510 Copier Related Expenses	-1,141	-1,936	-3,647	-2,188
42560 In House Copier Usages Alloc.	241,006	230,325	218,487	214,936
42570 In House Copier Over/(Under) A	0	0	-21	0
Total Supplies and Postage	1,002,947	822,652	828,300	796,558
Professional Services				
	659,388	659,825	772,448	850,466
Other Outside Services				
42030 Exam. Room Rental-Feb. GBX	0	0	28	0
43511 Appointed Counsel Fees	5,000	22,399	9,402	420
43550 Photography	0	0	77	0
43560 Shuttle	0	0	1,400	0
43570 Exhibit Services	3,522	785	3,083	3,378
43610 Honorarium	0	5,500	0	0
43620 Interpreter's Fees	5,000	4,129	1,380	3,639
43790 Psych. Expts./Exams. Fee	5,000	0	0	0
44000 Photo/Awards/Certificates	7,458	951	3,023	515
44020 Certificates	0	0	24	0
44040 Publicity	500	0	1,687	500
44100 Reporting and Transcribing	67,921	80,311	102,900	55,382
44120 Outside Printing	595,654	774,650	858,454	575,631
44130 Outside Services-Printing-Desi	20,912	8,551	7,550	21,214
44140 Outside Services-Printing-Othe	0	0	0	3,083
44160 Finishing outside services	4,470	4,116	3,592	7,454
44560 Outside services-others	242,616	196,922	232,775	191,004
44570 Copyright Fees	200	240	180	105
44580 Delivery Services	104,272	125,731	115,524	87,598
44620 Document Destruction	7,983	293	358	259
44630 File Retention	198,024	149,480	235,662	123,738
44640 Marketing and Advertising	0	0	300	0
44660 Audio/Video Productions	350	0	4,262	1,053
45000 Ticketed Event Expenses	1,546	0	0	0
45010 Outside Mailing Services	380,210	900,000	836,001	775,015
45030 Deposition Fees	54,311	75,939	49,487	32,320
45040 Witness Fees	9,000	5,782	7,149	2,130
45050 Process Servers	162	0	0	0
45060 Arbitrations-Local Bar	70,000	68,004	62,316	52,341
45070 Bank Processing Fees	0	3,035	0	0
45110 Court Related Costs	3,200	10	0	0
45570 LAP - Collection Fees	131,602	3,409	1,298	0
47260 Keller Related Activities	0	0	0	0
Total Other Outside Services	1,918,913	2,430,237	2,537,914	1,936,780

Occupancy

General Fund Detailed Expense History by Category and Object

Description	2010 Budget	2009 Actual	2008 Actual	2007 Actual
41050 Telephone	382,620	238,176	294,086	272,469
41060 Fax Broadcast	0	2,762	100	911
42090 Janitorial Services-Contract	1,531	420	999	1,077
42110 Moving Expenses	0	0	0	1,347
42140 Escalation -Transamerica	0	323,799	246,175	259,063
42170 Transamerica Office Rental	0	2,700,100	2,533,804	2,335,943
42190 Repairs and Maintenance- Build	2,172	3,424	1,761	9,203
42250 Security-Alarm	0	0	143	0
42260 Security-Guard	8,276	2,631	2,056	1,622
42730 Equipment Rental	4,648	2,833	2,273	2,349
42780 Repairs and Maintenance - Equi	25,780	10,996	4,080	2,202
42790 HVAC	3,469	0	-143	1,255
Total Occupancy	428,496	3,285,142	3,085,336	2,887,441
Travel & Training				
40220 Seminars and Training	105,345	36,303	62,841	57,571
40510 Travel - Staff	447,918	318,287	382,328	400,953
40530 Travel - Others	52,423	28,540	52,683	16,382
40540 Travel - Speakers	0	61	1,881	51
40550 Travel - Volunteers	369,208	355,637	371,217	373,116
40560 Travel - Monitoring	30,000	26,444	31,628	27,425
40570 Business Expenses	3,500	0	6,438	3,882
40590 Catering	216,333	115,746	215,365	162,194
40600 Meeting Room Rental	5,067	120	626	3,196
40610 Public Member Per Diem	5,000	5,050	6,350	2,650
Total Travel & Training	1,234,794	886,189	1,131,358	1,047,420
Computers & Software	48,216	20,553	1,737	25,317
Buildings & Equipment	58,959	10,559	205,972	56,022
Other Expenditures	1,358,705	1,058	-22,708	24,828
Interfund Transfers	0	0	0	329,944
Indirect Costs				
47210 Indirect Costs Non-GF	19,021,100	14,258,550	14,572,365	13,543,183
47280 Indirect Costs - GF	-231,703	0	-691,747	-680,974
48030 Comm./G&A interfund alloc.	0	0	0	-50,465
Total Indirect Costs	18,789,397	14,258,550	13,880,618	12,811,744
Reimbursements				
45210 Discip Costs/Dismissed Cases	0	0	0	1,201
45510 LAP - Cost Reimb. Collection	0	0	0	0
45520 Disc. Costs reimb. Collections	0	-63	-96,321	-70,276
45530 CSF proc. Costs reimb. Collect	-487,148	-597,109	-967,639	-362,599
Total Reimbursements	-487,148	-597,172	-1,063,960	-431,673
Total General Fund	66,169,638	62,801,054	62,348,443	58,079,842

General Fund Expenditure History by Department

Description	2010 Budget	2009 Actual	2008 Actual	2007 Actual
General Fund				
Admissions	0	133,025	114,209	105,791
Chief Trial Counsel				
Salary and Benefits	26,222,061	26,462,873	26,197,029	24,174,314
Temporary Outside Help	351,059	257,257	453,466	726,092
Supplies and Postage	456,345	356,456	389,385	377,975
Professional Services	69,201	56,995	92,850	33,169
Other Outside Services	440,767	463,785	568,925	345,785
Occupancy	238,575	2,062,098	1,912,037	1,815,900
Travel & Training	262,210	160,909	252,058	202,228
Computers & Software	9,456	8,507	248	8,424
Buildings & Equipment	15,974	3,939	197,064	16,032
Other Expenditures	283,622	36,090	8,283	9,623
Indirect Costs	11,864,779	9,149,119	9,124,642	7,686,819
Reimbursements	-487,148	-583,276	-962,818	-346,000
Total Chief Trial Counsel	39,726,901	38,434,755	38,233,170	35,050,363
Probation				
Salary and Benefits	679,345	665,182	631,878	504,913
Temporary Outside Help	3,000	0	0	39,180
Supplies and Postage	13,078	11,711	7,417	7,090
Professional Services	1,050	50	50	0
Other Outside Services	9,300	4,150	2,367	3,341
Occupancy	9,500	31,767	27,179	70,735
Travel & Training	13,250	802	1,625	2,831
Computers & Software	0	0	0	0
Buildings & Equipment	9,000	0	0	1,951
Other Expenditures	800	270	30	312
Indirect Costs	318,374	189,314	160,599	182,177
Total Probation	1,056,697	903,245	831,146	812,530
Mandatory Fee Arbitration				
Salary and Benefits	522,377	495,638	463,453	460,673
Temporary Outside Help	10,250	0	8,360	40,501
Supplies and Postage	16,134	10,872	11,013	16,248
Professional Services	0	434	504	490
Other Outside Services	71,282	70,057	63,009	54,032
Occupancy	4,100	2,798	2,989	3,787
Travel & Training	43,446	21,634	31,034	27,290
Computers & Software	0	1,100	0	0
Buildings & Equipment	502	0	19	0
Other Expenditures	25,086	594	404	1,358
Indirect Costs	238,269	186,392	194,202	143,977
Total Mandatory Fee Arbitration	931,446	789,520	774,987	748,357

General Fund Expenditure History by Department

Description	2010 Budget	2009 Actual	2008 Actual	2007 Actual
State Bar Court				
Salary and Benefits	6,449,039	6,550,503	6,424,413	5,496,341
Temporary Outside Help	0	3,534	41,109	83,856
Supplies and Postage	98,970	94,508	100,768	94,486
Professional Services	109,411	98,074	46,062	3,139
Other Outside Services	53,443	53,100	40,523	31,038
Occupancy	69,044	709,714	651,256	587,194
Travel & Training	160,729	90,049	115,185	141,806
Computers & Software	4,613	6,135	527	6,044
Buildings & Equipment	17,066	0	6,667	1,327
Other Expenditures	129,311	1,492	13,662	13,157
Indirect Costs	3,191,822	2,324,296	2,151,330	1,817,089
Total State Bar Court	10,283,448	9,931,404	9,591,501	8,275,478
Member Services				
Salary and Benefits	1,812,216	1,394,422	1,376,206	1,150,472
Temporary Outside Help	37,480	128,447	95,465	123,976
Supplies and Postage	154,242	130,410	124,815	45,278
Professional Services	11,452	5,123	206,798	339,415
Other Outside Services	215,296	178,771	168,712	21,172
Occupancy	25,048	26,716	25,848	28,445
Travel & Training	24,214	8,489	19,199	17,223
Computers & Software	20,750	1,970	0	231
Buildings & Equipment	4,429	5,143	269	35,835
Other Expenditures	51,017	6,371	6,881	4,660
Indirect Costs	988,872	605,465	745,935	601,256
Total Member Services	3,345,016	2,491,326	2,770,128	2,367,962
Professional Competence				
Salary and Benefits	1,437,583	1,404,638	1,374,410	1,274,364
Temporary Outside Help	504	0	0	7,769
Supplies and Postage	36,184	27,223	27,887	41,354
Professional Services	126,500	152,926	68,193	40,350
Other Outside Services	34,801	31,805	30,161	35,236
Occupancy	32,794	22,625	23,393	25,277
Travel & Training	99,660	87,483	94,351	78,380
Computers & Software	0	226	0	0
Buildings & Equipment	999	0	0	119
Other Expenditures	27,132	5,746	9,466	4,144
Indirect Costs	606,093	549,842	466,700	394,845
Total Professional Competence	2,402,250	2,282,516	2,094,560	1,901,838

General Fund Expenditure History by Department

Description	2010 Budget	2009 Actual	2008 Actual	2007 Actual
Legal Services				
Salary and Benefits	880,419	814,752	1,008,408	961,553
Temporary Outside Help	46,495	48,203	74,202	42,511
Supplies and Postage	28,339	7,956	28,934	20,647
Professional Services	19,955	15,709	27,575	25,328
Other Outside Services	29,670	10,729	22,705	33,451
Occupancy	22,869	14,749	30,942	17,686
Travel & Training	122,768	42,785	162,742	76,958
Computers & Software	4,170	90	810	2,241
Buildings & Equipment	4,819	0	1,344	0
Other Expenditures	26,424	7,543	1,505	2,283
Indirect Costs	391,755	301,649	363,520	342,809
Total Legal Services	1,577,683	1,264,165	1,722,688	1,525,467
Diversity & Bar Relations				
Salary and Benefits	119,590	112,881	43,282	41,353
Supplies and Postage	5,060	1,752	1,514	3,783
Professional Services	500	1,178	120	35,173
Other Outside Services	4,738	7,268	929	2,700
Occupancy	900	929	1,295	662
Travel & Training	40,988	10,554	19,279	27,010
Computers & Software	271	0	0	0
Other Expenditures	5,972	1,250	0	980
Indirect Costs	45,580	0	0	0
Total Diversity & Bar Relations	223,599	135,813	66,419	111,661
Executive Director				
Salary and Benefits	1,585,694	1,665,142	1,772,624	1,600,160
Temporary Outside Help	90,429	32,538	18,614	44,152
Supplies and Postage	158,876	153,364	112,360	164,473
Professional Services	37,419	107,224	28,970	63,996
Other Outside Services	97,754	71,233	49,810	56,169
Occupancy	19,887	524,456	481,682	434,989
Travel & Training	443,110	432,886	414,620	457,049
Computers & Software	2,546	1,393	0	5,783
Buildings & Equipment	5,812	613	440	758
Other Expenditures	82,682	3,999	3,104	8,488
Indirect Costs	419,817	707,771	464,269	1,426,477
Total Executive Director	2,944,026	3,700,619	3,346,492	4,262,494
General Counsel (discipline collection costs)				
Salary and Benefits	0	4,199	66,245	63,860
Supplies and Postage	5,925	4,822	4,341	1,028
Other Outside Services	143,955	4,840	4,169	707
Occupancy	0	0	0	0
Travel & Training	0	596	0	0
Other Expenditures	150	128	409	0
Reimbursements	0	0	0	0
Total General Counsel	150,030	14,586	75,165	65,595

General Fund Expenditure History by Department

Description	2010 Budget	2009 Actual	2008 Actual	2007 Actual
Media & Information Services				
Salary and Benefits	873,597	875,179	837,762	779,129
Temporary Outside Help	35,833	9,745	20,161	18,902
Supplies and Postage	29,794	22,239	18,824	22,912
Professional Services	283,900	222,112	301,326	309,406
Other Outside Services	817,907	1,534,467	1,586,441	1,353,136
Occupancy	5,779	5,171	5,270	7,063
Travel & Training	24,419	28,818	21,265	16,647
Computers & Software	6,410	1,132	153	2,593
Buildings & Equipment	358	865	170	0
Other Expenditures	-23,491	-63,050	-77,780	-59,633
Indirect Costs	279,884	222,421	188,980	208,879
Total Media & Information Services	2,334,390	2,859,098	2,902,571	2,659,034
Non-Departmental				
Salary and Benefits	0	-9,664	-7,035	14,035
Supplies and Postage	0	4	10	161
Other Outside Services	0	26	0	12
Occupancy	0	-115,881	-76,556	-104,614
Travel & Training	0	0	0	0
Other Expenditures	750,000	395	10,129	39,408
Interfund Transfers	0	0	0	329,944
Indirect Costs	444,152	0	0	0
Reimbursements	0	-13,897	-101,142	-85,673
Total Non-Departmental	1,194,152	-139,017	-174,593	193,273
Total General Fund	66,169,638	62,801,054	62,348,443	58,079,842
Annual Percentage Increases by Dept.				
Chief Trial Counsel	3.4%	0.5%	9.1%	
Probation	17.0%	8.7%	2.3%	
Mandatory Fee Arb	18.0%	1.9%	3.6%	
State Bar Court	3.5%	3.5%	15.9%	
Member Services	34.3%	-10.1%	17.0%	
Professional Competence	5.2%	9.0%	10.1%	
Legal Services	24.8%	-26.6%	12.9%	
Diversity & Bar Relations	64.6%	104.5%	-40.5%	
Executive Director	-20.4%	10.6%	-21.5%	
General Counsel (Disc.Collection costs)	928.6%	-80.6%	14.6%	
Media & Information Services	-18.4%	-1.5%	9.2%	
Annual Percentage Increase all expenses	5.4%	0.7%	7.3%	

**Support and Administration Fund
Budgeted Expenses by Cost Category
2010 Budget**

Cost Category Description	2010 Budget	% of Total Budget
Salary and Benefits	<u>12,896,681</u>	<u>53%</u>
Temporary Outside Help	<u>540,558</u>	<u>2%</u>
Supplies and Postage		
Postage	110,221	
Copier Expenses	183,773	
Books and Publications	166,296	
Subscriptions	288,015	
Other	<u>70,461</u>	
Total Supplies and Postage	<u>818,766</u>	<u>3%</u>
Professional Services	<u>1,991,526</u>	<u>8%</u>
Other Outside Services		
Outside Printing	136,629	
Outside services - misc.	33,432	
File Retention	106,583	
Bank Processing Fees	575,000	
Miscellaneous	<u>62,145</u>	
Total Other Outside Services	<u>913,789</u>	<u>4%</u>
Occupancy		
Telephone	116,378	
Los Angeles lease	4,236,720	
Repairs and Maintenance	196,197	
Security	524,700	
Insurance	534,064	
Miscellaneous	<u>39,758</u>	
Total Occupancy	<u>5,647,817</u>	<u>23%</u>

**Support and Administration Fund
Budgeted Expenses by Cost Category
2010 Budget**

Cost Category Description	2010 Budget	% of Total Budget
Travel and Training		
Seminars and Training	126,109	
Staff Travel	221,397	
Travel - Volunteers and Other	9,597	
Catering	6,034	
Total Travel and Training	<u>363,137</u>	<u>1%</u>
Computers & Software		
Software purchases	36,519	
Computer Supplies	30,941	
Computer Equipment	149,329	
Repairs and Maintenance	10,961	
Software maintenance	556,967	
Web Hosting	88,132	
Total Computers & Software	<u>872,849</u>	<u>4%</u>
Buildings & Equipment	<u>188,401</u>	<u>1%</u>
Miscellaneous Expenses	<u>319,698</u>	<u>1%</u>
Total Support and Administration Budget by Cost Category	<u><u>24,553,222</u></u>	<u><u>100%</u></u>

Support and Administration Fund Detailed History by Category and Object

Description	2010 Budget	2009 Actual	2008 Actual	2007 Actual
Support and Administration Fund				
Salary and Benefits	12,896,681	12,286,427	11,390,892	10,737,650
Temporary Outside Help	540,558	573,005	253,617	420,381
Supplies and Postage				
41010 Books and Publications	166,296	217,178	195,558	127,733
41020 Postage	110,221	16,735	18,791	86,233
41030 Stationery and Office Supplies	70,461	44,740	65,552	58,625
41040 Subscriptions	288,015	9,295	12,594	15,702
42510 Copier Related Expenses	45,394	57,942	21,647	54,341
42520 Copier Loan Interest Expenses	7,843	0	3,171	3,496
42530 Copier Rental Expenses	284,265	164,602	158,686	176,705
42540 Copier Repairs/Maintenance	45,842	64,161	59,365	40,871
42550 Copier Supplies	62,341	56,767	56,535	35,781
42560 In House Copier Usages Alloc.	-43,543	-120,819	-97,783	-140,746
42570 In House Copier Over/(Under) A	-288,320	-265,623	-286,007	-269,850
42580 Leased Copier Property Taxes	0	0	0	0
42590 Per Copy Charges	15,000	25,903	14,896	12,727
42600 Printing supplies	54,951	42,111	57,357	68,556
Total Supplies and Postage	818,766	312,991	280,364	270,175
Professional Services				
43510 Professional Services	1,991,526	2,711,262	2,667,400	2,728,068
Total Professional Services	1,991,526	2,711,262	2,667,400	2,728,068
Other Outside Services				
43515 Microsoft Proj - consultation	0	0	122,422	0
43520 Prof Serv-OGC Pro Law Proj	15,000	0	0	5,141
43630 Others	0	449	0	0
44100 Reporting and Transcribing	2,000	1,651	2,283	1,084
44120 Outside Printing	126,627	93,709	104,554	254,403
44130 Outside Services-Printing-Desi	6,005	0	0	171
44140 Outside Services-Printing-Othe	0	0	0	4,103
44160 Finishing outside services	3,997	3,759	8,145	6,041
44560 Outside services-others	33,432	189,223	184,617	212,593
44580 Delivery Services	42,095	35,085	35,474	35,483
44620 Document Destruction	2,000	0	46	226
44630 File Retention	106,583	29,727	52,810	20,070
45010 Outside Mailing Services	0	0	0	25
45040 Witness Fees	50	-251	-209	2,516
45070 Bank Processing Fees	575,000	463,694	373,814	268,540
45110 Court Related Costs	1,000	708	217	0
Total Other Outside Services	913,789	817,753	884,175	810,397
Occupancy				
41050 Telephone	116,378	128,874	124,927	112,774
41060 Fax Broadcast	0	0	0	0
42070 Garbage Services	0	0	72,093	81,304
42090 Janitorial Services-Contract	1,000	330	2,568	0
42100 Janitorial Supplies	0	0	0	0
42110 Moving Expenses	0	0	23,680	522
42140 Escalation -Transamerica	408,951	34,309	23,328	64,645
42150 Office Rental - Other Location	0	0	8,871	1,445
42170 Transamerica Office Rental	3,827,769	286,097	240,787	581,836

Support and Administration Fund Detailed History by Category and Object

Description	2010 Budget	2009 Actual	2008 Actual	2007 Actual
42190 Repairs and Maintenance- Build	119,759	57,407	110,088	69,942
42245 Security Supplies	1,000	0	0	0
42250 Security-Alarm	11,386	5,886	401	6,317
42260 Security-Guard	524,700	316,902	589,532	537,790
42320 Electric	6,000	5,676	21,964	299,902
42330 Gas	0	0	4,999	40,129
42340 Water/Sewer	0	192	25,190	21,979
42350 Emergency F/L/S Supplies	2,000	1,229	0	0
42730 Equipment Rental	18,372	8,600	11,803	11,211
42780 Repairs and Maintenance - Equi	75,438	72,767	195,408	23,624
42790 HVAC	1,000	0	6,580	0
47050 Insurance	534,064	641,257	482,620	529,245
Total Occupancy	5,647,817	1,559,527	1,944,837	2,382,664
Travel & Training				
40220 Seminars and Training	126,109	31,897	51,024	117,006
40510 Travel - Staff	221,397	147,530	179,947	165,661
40530 Travel - Others	7,601	898	8,491	13,503
40550 Travel - Volunteers	1,996	1,375	712	1,849
40570 Business Expenses	0	0	935	2,079
40580 Business Expenses-BofG Preside	0	0	0	0
40590 Catering	6,034	2,451	2,913	5,030
Total Travel & Training	363,137	184,152	244,021	305,129
Computers & Software				
41510 Computer Software Purchase	36,519	73,183	111,095	58,387
41520 Computer Supplies	30,941	27,917	59,090	21,750
41530 Equipment - Hardware Purch. Ca	100,022	61,528	11,789	72,812
41540 Equipment - Hardware Purchases	49,307	4,280	-5,416	51,645
41560 Repairs and Maintenance-PC	10,961	119,512	98,683	5,334
41570 Software Maintenance	556,967	194,371	324,556	367,456
41590 Web Hosting	88,132	54,384	61,273	46,017
Total Computers & Software	872,849	535,175	661,070	623,401
Buildings & Equipment				
42010 Building Improvements	0	0	104,554	0
42710 Equipment Purchase-Capital	887	0	7,860	-2,672
42720 Equipment Purchase-Non-Capital	178,071	38,376	11,869	51,892
42750 Furniture Purchase-Capital	127	0	152,843	1,543
42760 Furniture Purchase-Non-Capital	9,316	16,461	28,295	4,434
Total Buildings & Equipment	188,401	54,837	305,421	55,197
Other Expenditures				
40300 OPEB/ARC Expenses	442,628	0	0	0
46170 Misc. Write Offs	0	-23,921	3,377	0
47070 Miscellaneous Expenses	102	-900	-1,820	-1,377
47080 Pcard Clearing Default Account	0	0	3,115	-248
47240 In House Computer Service	-18	0	0	-20,639
47250 In House Printing Service	-123,014	-76,431	-109,884	-162,495
49710 Interfund Transaction-Expenses	0	1,480	0	0
Total Other Expenditures	319,698	-99,771	-105,213	-184,759
Total Support & Administrative Costs	24,553,222	18,935,358	18,526,584	18,148,301

Support and Administration Fund Detailed History by Department

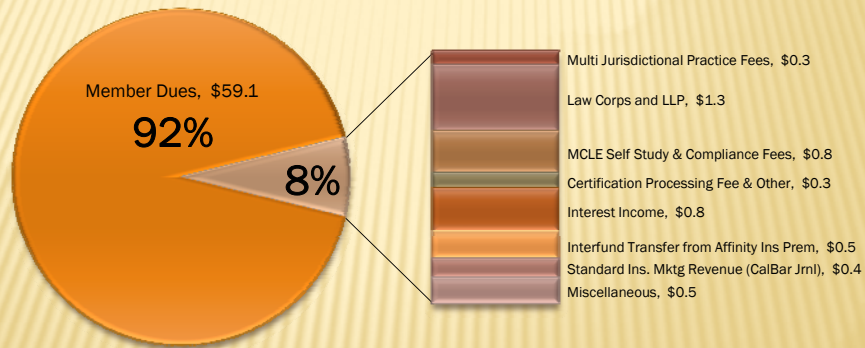
Description	2010 Budget	2009 Annual	2008 Annual	2007 Annual
Support and Administration Fund				
Finance				
Salary and Benefits	2,113,860	1,868,803	1,775,240	1,714,648
Temporary Outside Help	178,570	300,090	94,583	254,037
Supplies and Postage	128,818	30,034	35,892	102,940
Professional Services	748,137	643,939	384,747	419,191
Other Outside Services	715,623	699,425	613,126	650,268
Occupancy	22,894	23,754	21,567	20,232
Travel & Training	28,849	22,579	26,639	24,070
Computers & Software	5,100	5,919	1,311	219
Buildings & Equipment	7,254	7,516	2,024	3,455
Other Expenditures	101,556	-94	1,159	571
Total Finance	4,050,661	3,601,966	2,956,288	3,189,632
General Counsel				
Salary and Benefits	3,076,039	3,087,497	3,059,983	2,749,800
Temporary Outside Help	55,927	0	34,566	94,238
Supplies and Postage	46,840	35,485	48,227	47,789
Professional Services	575,993	561,147	478,411	490,723
Other Outside Services	28,100	10,514	9,644	17,494
Occupancy	23,146	19,503	19,484	20,046
Travel & Training	58,358	29,287	39,694	55,893
Computers & Software	10,357	2,532	459	7,136
Buildings & Equipment	4,025	9	1,160	1,415
Other Expenditures	98,461	951	274	203
Total General Counsel	3,977,246	3,746,925	3,691,902	3,484,736
Human Resources				
Salary and Benefits	1,306,168	1,182,726	1,223,799	1,207,345
Temporary Outside Help	18,922	101,632	33,130	3,016
Supplies and Postage	12,163	10,005	19,188	15,689
Professional Services	51,016	411,744	234,228	28,221
Other Outside Services	17,970	34,702	34,757	38,351
Occupancy	13,702	78,705	76,551	66,468
Travel & Training	36,041	14,422	37,087	24,061
Computers & Software	13,537	1,387	5,859	667
Buildings & Equipment	2,754	-227	1,160	312
Other Expenditures	49,927	505	1,118	1,086
Total Human Resources	1,522,200	1,835,599	1,666,877	1,385,215
Information Technology				
Salary and Benefits	4,151,046	3,890,190	3,171,502	3,125,074
Temporary Outside Help	190,267	29,716	33,813	20,970
Supplies and Postage	21,678	11,450	10,721	14,685
Professional Services	567,942	1,028,124	1,479,471	1,588,122
Other Outside Services	16,059	15,991	139,439	12,849
Occupancy	98,893	174,435	295,903	104,701
Travel & Training	172,590	71,673	106,523	184,843
Computers & Software	843,184	500,106	794,253	748,804
Buildings & Equipment	139,398	2,743	96,425	35,506
Other Expenditures	148,238	90	160	-20,512
Total Information Technology	6,349,295	5,724,517	6,128,210	5,815,041

Support and Administration Fund Detailed History by Department

Description	2010 Budget	2009 Annual	2008 Annual	2007 Annual
Support and Administration Fund				
Operations				
Salary and Benefits	2,249,568	2,260,225	2,170,477	1,947,582
Temporary Outside Help	96,872	141,567	57,525	48,119
Supplies and Postage	609,267	226,018	166,335	89,072
Professional Services	48,438	66,308	90,544	201,811
Other Outside Services	136,037	57,121	87,210	91,435
Occupancy	5,489,182	1,263,130	1,531,331	2,171,217
Travel & Training	67,299	46,190	34,078	16,263
Computers & Software	671	8,588	3,578	0
Buildings & Equipment	34,970	44,797	242,145	20,121
Other Expenditures	-78,484	-77,302	-107,924	-166,106
Total Operations	8,653,820	4,036,642	4,275,298	4,419,514

GENERAL FUND REVENUES

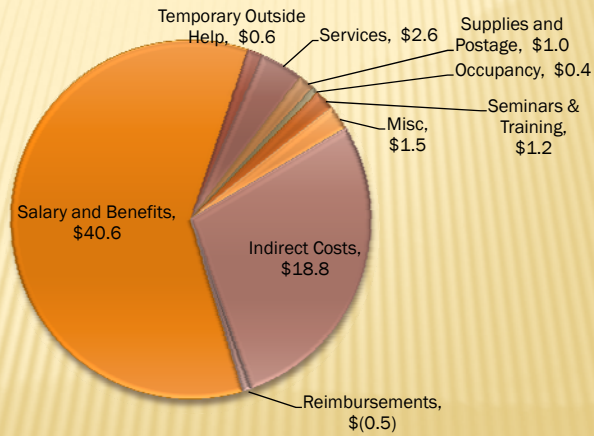
Total Revenue = \$63.9m



amounts rounded

GENERAL FUND EXPENSE

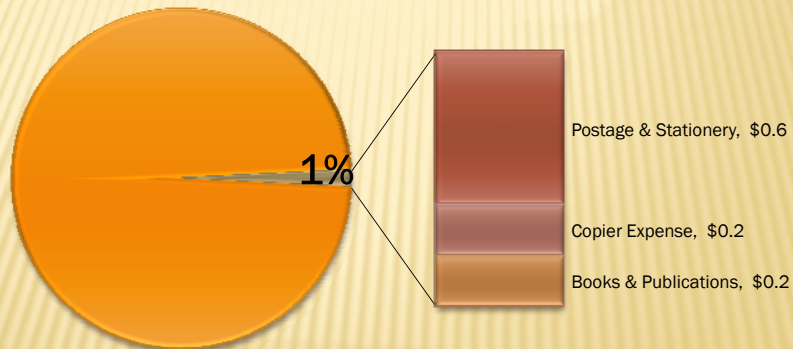
Total Expense = \$66.2m



amounts rounded

GENERAL FUND EXPENSE

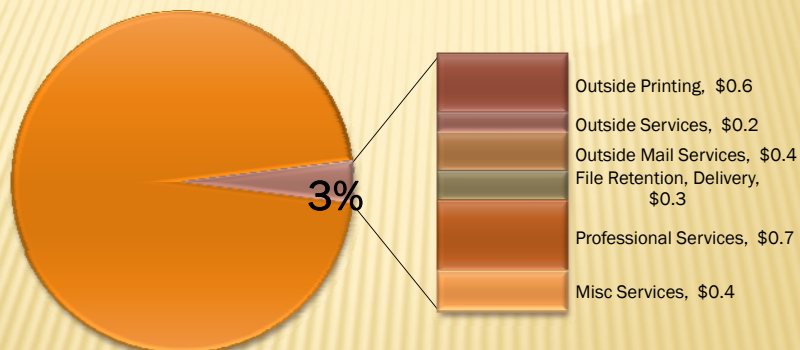
Total Supplies & Postage = \$1.0m



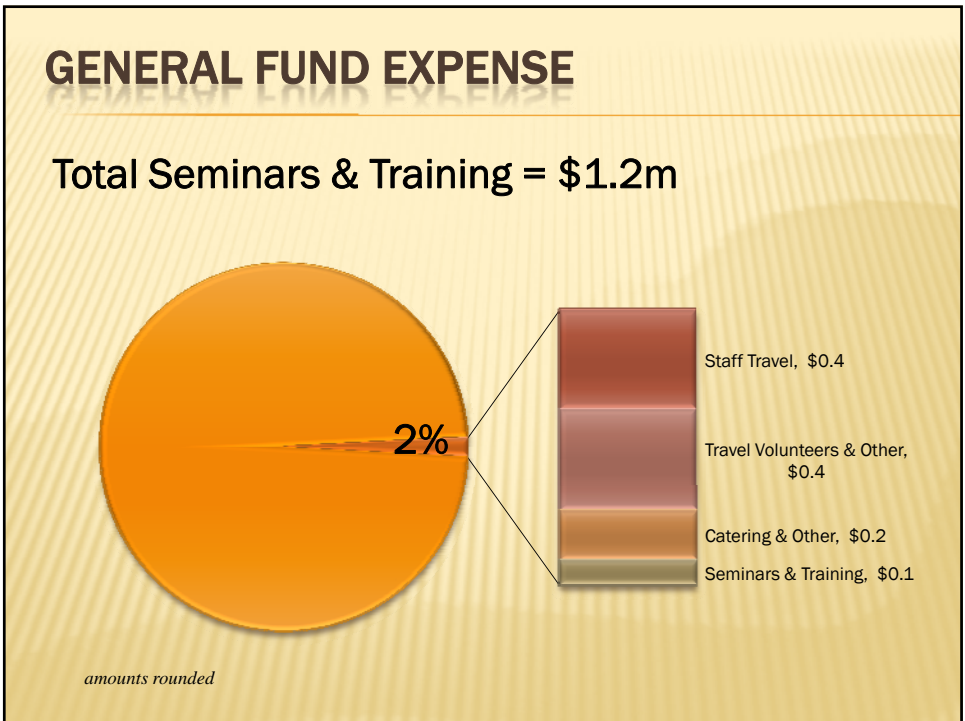
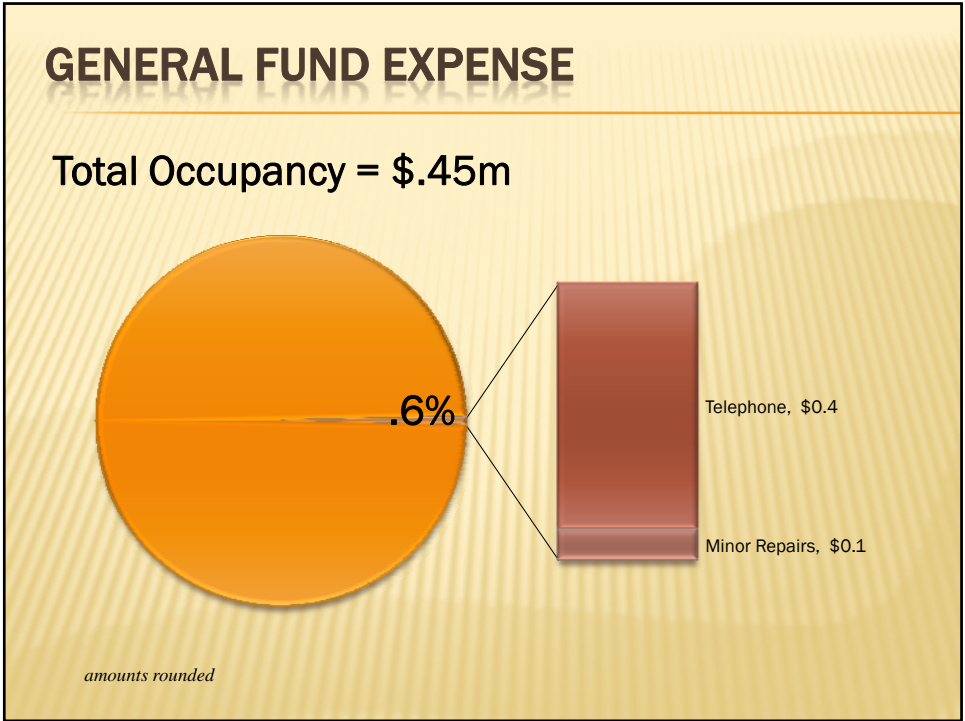
amounts rounded

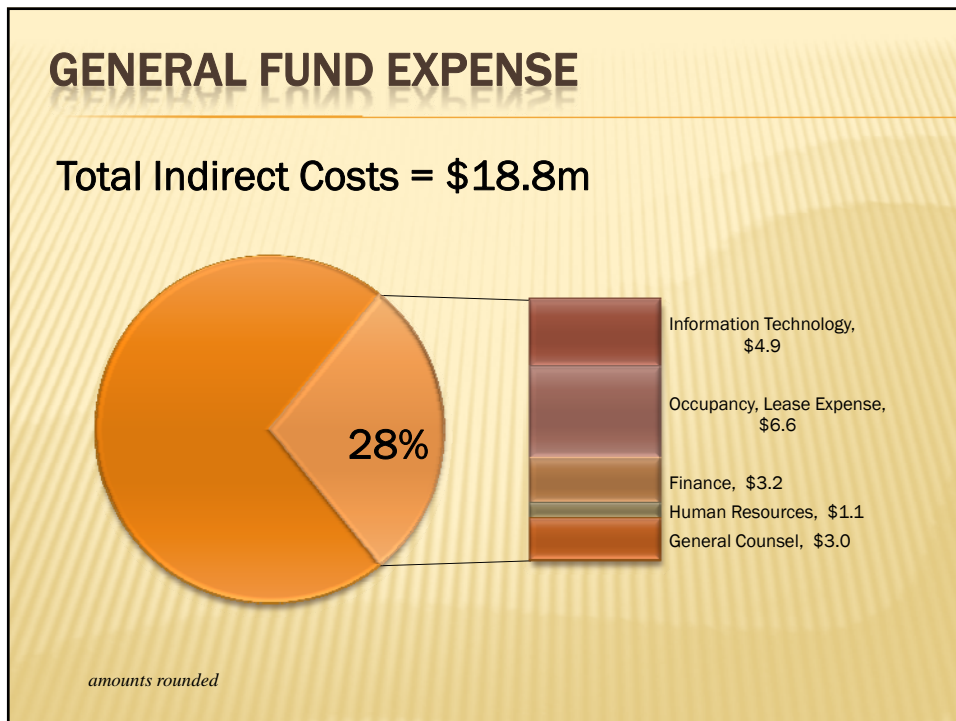
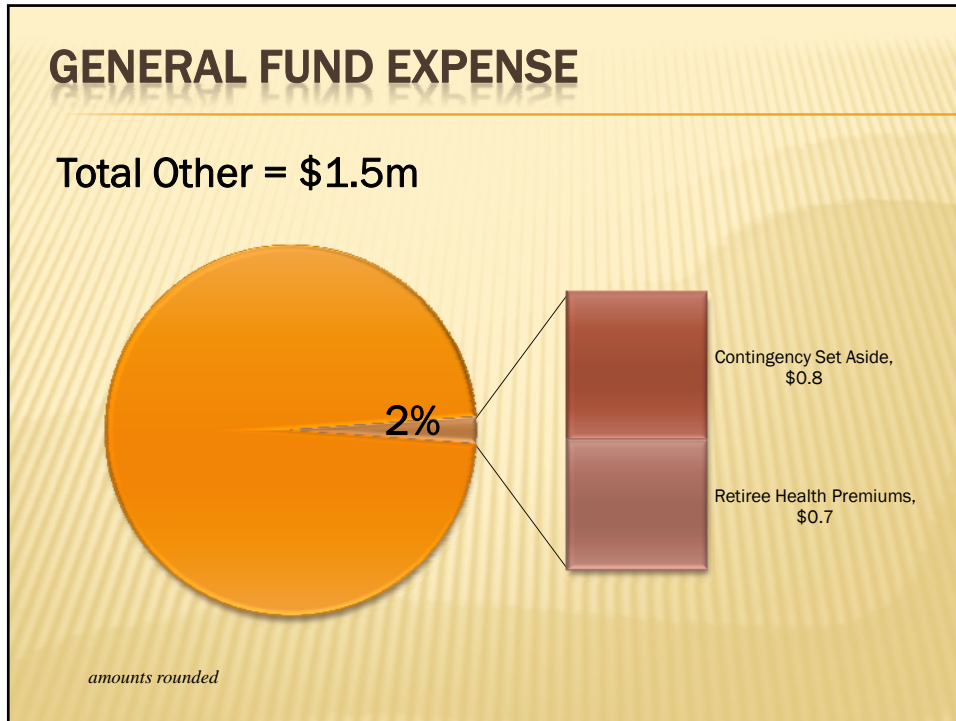
GENERAL FUND EXPENSE

Total Services = \$2.6m



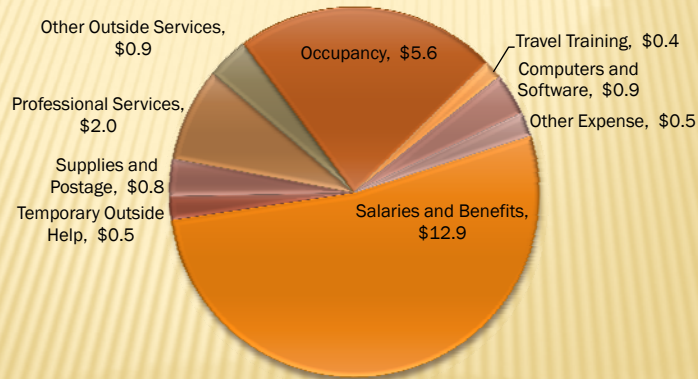
amounts rounded






SUPPORT & ADMINISTRATION FUND EXPENSE

Total Expense = \$24.6m

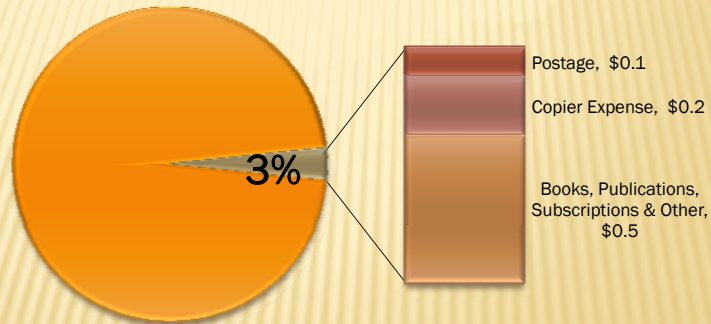


amounts rounded



SUPPORT & ADMINISTRATION FUND EXPENSE

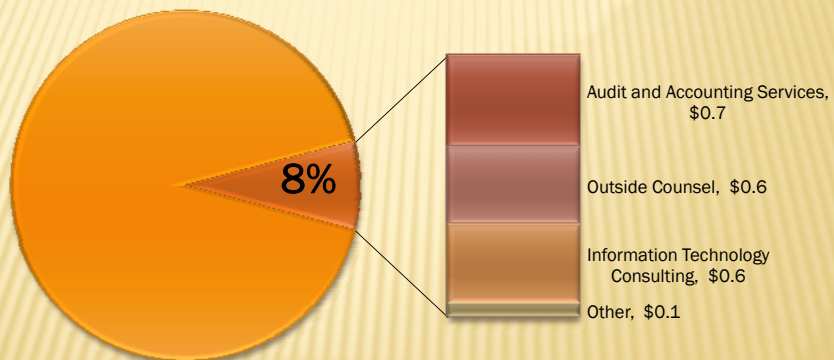
Total Supplies & Postage = \$.8m



amounts rounded

SUPPORT & ADMINISTRATION FUND EXPENSE

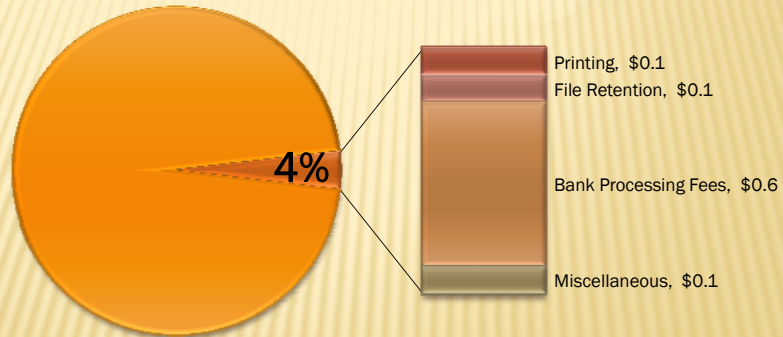
Total Professional Services Costs = \$2m



amounts rounded

SUPPORT & ADMINISTRATION FUND EXPENSE

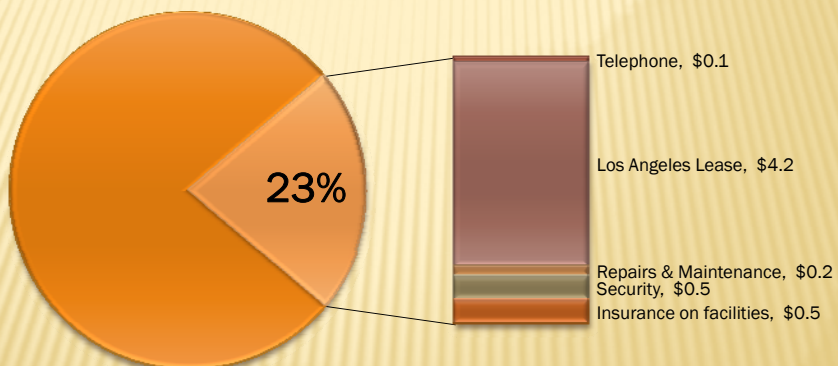
Total Outside Services = \$.9m



amounts rounded

SUPPORT & ADMINISTRATION FUND EXPENSE

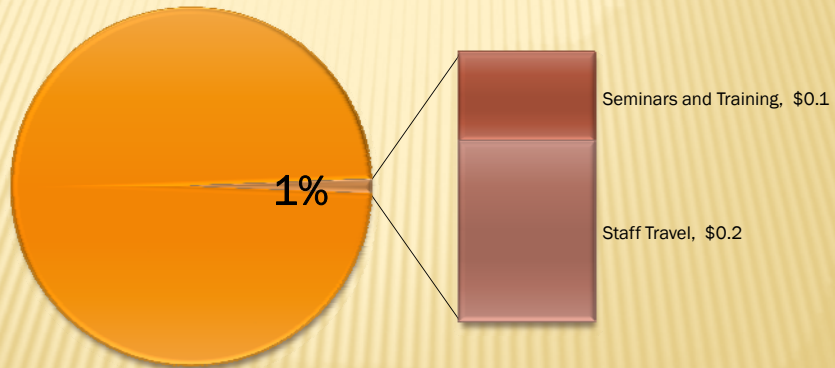
Total Occupancy = \$5.6m



amounts rounded

SUPPORT & ADMINISTRATION FUND EXPENSE

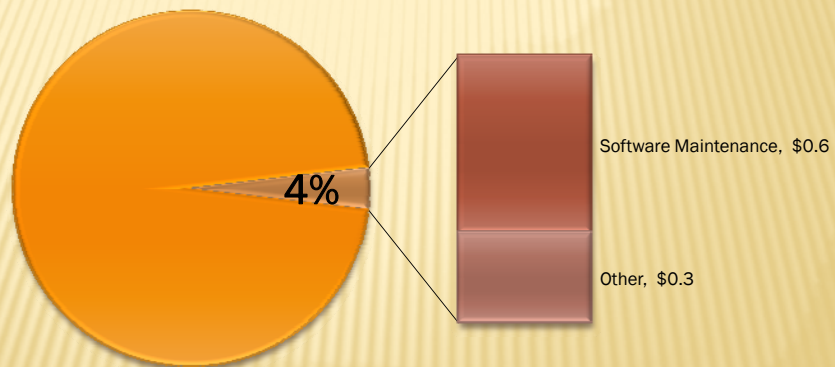
Total Travel & Training Costs = \$.3m



amounts rounded

SUPPORT & ADMINISTRATION FUND EXPENSE

Total Computers & Software Costs = \$.9m



amounts rounded